

Product Description : Fusion Universal is a visible light cured, radiopaque highly filled composite restorative material for anterior and posterior restorations of all teeth.

Composition : Bisphenol A Glycidyl methacrylate, Bisphenol A diethoxy methacrylate, Urethane Dimethacrylate, Triethylene Glycol Dimethacrylate, Silanated Barium Glass Powder, Amorphous Fumed Silica.

Intended Purpose / Intended Use : It is used as a permanent filling material for anterior and posterior teeth.

Indications for Use : Fusion Nano Hybrid Composite is indicated for direct filling of class I, II, III, IV and V Cavities in anterior and posterior teeth. Preventive resin restoration and repair of composite / ceramic veneers.

Instructions for use : Clean the tooth to be treated and adjacent teeth with a brush and prophylactic paste. Select the shade using VITA Shade Guide. Prepare the cavity using conservative cavity technique. No residual amalgam or other base material should be left in the cavity. Cover the area close to the pulp with hard setting CAL-LC Light Cure Calcium Hydroxide paste. Apply Actino 37% Phosphoric Acid Etchant Gel for 15-20 sec. Remove Gel with vigorous water spray and rinse conditioned area for at least 10 sec. Blot dry conditioned area with a moist cotton pellet. Apply Fusion Bond 5 dentine bonding agent with a disposable brush to the entire cavity. Ensure thorough wetting of the entire cavity. Allow 20 sec air drying and re apply another coat of dentine bonding agent. Remove excess solvent by gently drying with dry air for at least 5sec to ensure uniform glossy surface. Cure adhesive for 20-30 sec using standard curing light. Remove Fusion syringe cap and dispense material onto a mixing pad. Place the material into the cavity using a clean unabrased instrument (teflon coated). After dispensing, screw plunger should be rotated anti clock wise by half to full turn to release residual pressure inside the syringe. Contour the material in the cavity. Light cure for 40 sec using standard curing light. When necessary build in increments of 2mm maximum using a layering technique. Shape and polish using standard technique and at last stage apply Fusion Nano Coat protective varnish. The dispensed material shall not be placed back in container and the dose once applied and used shall not be reused.

Warnings : Avoid prolonged or repeated contact with skin (allergic contact dermatitis), and eyes. Avoid prolonged inhalation. Do not take internally. Contact with the skin may cause irritation, burns of hypersensitivity. If contact with skin occurs immediately wipe off thoroughly with cotton and alcohol and then wash well with soap and water. If skin rash and sensitization or other allergic reaction occurs discontinue use and seek medical attention. If the product comes into contact with the eyes, rinse thoroughly with fresh water and consult a physician. It should not be used with patients who have a history of severe allergic reaction to any of the components.

Precautions : Eugenol containing materials should not be used with this product because they may effect polymerization and interfere with the hardening process. Being sensitive to heat and light, the syringes should be kept away from direct sun light.

Contraindications : Do not use in patients, If allergic to methacrylate resins.

Storage Conditions : Store at temperature between 10°C(50°F) to 24°C(75°F). Close the cap carefully after use. Keep away from moisture. Shelf life not affected after opening if stored in a cool dry place.

Shelf Life : 3 years from the date of manufacturing.

Presentation :
Ref : 20005

Intro Kit : 4 x 4gm syringe Fusion Universal (Ref. Number 20004), 1 x 5ml Fusion Bond 5 (Ref. Number 10003), 1 x 2ml syringe Actino Gel (Ref. Number 10006-1), 10 x Micro Brushes,

10 x Applicator Tips.
Ref : 20006

Combo Kit : 7 x 4gm syringe Fusion Universal (Ref. Number 20004), 1 x 5ml Fusion Bond 5 (Ref. Number 10003), 1 x 2ml syringe Actino Gel (Ref. Number 10006-1), 10 x Micro Brushes, 10 x Applicator Tips.
Ref : 20006-1

Combo Kit : 7 x 4gm syringe Fusion Universal (Ref. Number 20004), 1 x 5ml Fusion Bond 5 (Ref. Number 10003), 1 x 5ml syringe Actino Gel (Ref. Number 10006), 10 x Micro Brushes, 10 x Applicator Tips.

FUSION BOND 5
Light Curing Total Etch One Component Bonding Adhesive

Product Description : Fusion Bond 5 is a light curing, single component bonding agent for use in combination with adhesive restorations. Fusion Bond 5 adhesive was developed for bonding composites and compomers to the tooth structure as well as for bonding amalgams and indirect restorations (e.g. porcelain). Fusion Bond 5 adhesive primes and bonds in one step. Prior to the application of Fusion Bond 5 the tooth structure is conditioned with Actino Etch gel 37%. By mixing Fusion Bond 5 adhesive with Fusion Self-Cure Activator, a universal, dual cure self-priming dental adhesive system is obtained. This system is designed to bond dual or self-cured composites to enamel, dentine and restorative materials even in areas inaccessible to light.

Composition : Urethane Dimethacrylate, Triethylene Glycol Dimethacrylate, Bisphenol A Diglycidyl Methacrylate, 2-Hydroxy Ethyl Methacrylate, Tertiary Butanol, Photoinitiators, Stabilizer.

Intended Purpose / Intended Use : It is used as an adhesive for the bonding of both direct and indirect restorations.

Indications for Use:

1. Adhesive for direct, light-curing and dual-curing composite and compomer restorations.
2. Adhesive for light-initiated resin cements used in conjunction with indirect all-ceramic and composite restorations (inlays, onlays, veneers and full-coverage crowns).

Instructions for use :

1. **Isolation :**
Rubber dam is the preferred method of isolation.
2. **Cavity preparation :**
Prepare cavity with minimal tooth reduction. Bevel cavosurface enamel margins.
3. **Etching :**
Apply etchant to enamel and dentin. Wait 15 seconds. Rinse for 10 seconds. Blot excess water using a cotton pellet or mini-sponge. The surface should appear glistening without pooling of water.
4. **Adhesive :**
Immediately after blotting, apply 2-3 consecutive coats of adhesive to etched enamel and dentin for 15 seconds with gentle agitation using a fully saturated applicator. Gently air thin for 5 seconds to evaporate solvents. Light cure for 20 - 30 seconds.
5. **Restorative placement, cure and finishing :**
Refer to manufacturer's instructions for placement, cure and finishing of restorative materials.

Instructions for Use :

Bonding porcelain veneers :

1. **Silane treatment :**
Porcelain bonding surfaces should have been etched using hydrofluoric acid by the dental laboratory. Apply Ceramic Primer to the bonding surface of the veneer. Dry for 5 seconds. Clean the prepared teeth in preparation for seating and bonding using a plain pumice slurry. Rinse thoroughly and dry.
2. **Etching :**
Apply etchant to both enamel and dentin. Wait 15 seconds. Rinse for 10 seconds. Blot excess water using a cotton pellet or

- mini-sponge. The surface should appear glistening without pooling of water. An additional 15 second etch time may be appropriate for teeth that were not prepared using a diamond bur. Residual organic matter can also require additional etch time.
3. **Adhesive :**
Immediately after blotting, apply 2-3 consecutive coats of adhesive to etched enamel and dentin for 15 seconds with gentle agitation using a fully saturated applicator. Gently air thin for 5 seconds to evaporate solvents. Do not light cure.
 4. **Adhesive application to veneer :**
Apply 1 coat of adhesive to the acid etched, silane treated veneer. Dry thoroughly. Do not light cure.
 5. **Luting material application to veneer :**
Apply luting Cement to the bonding surface of veneer.
 6. **Seating and curing :**
Carefully seat the veneer. Clean excess luting cement from the veneer margins. Cure each area of the veneer for times recommended by the luting cement manufacturer. We recommend curing the gingival margin first, followed by the body and the incisal margin. Avoid direct contact with the light-guide during initial curing.
- Warnings :**
Fusion Bond 5 adhesive is an irritant. Contact with the skin, mucous membranes or eyes should be avoided. If case of skin contact, immediately wash with soap and water. If the material should come into contact with the eyes, immediately rinse with copious amounts of water for at least 15 minutes and consult a physician or ophthalmologist. In rare cases, contact with the skin may lead to a sensitization towards methacrylates. Commercial medical gloves do not provide protection against the sensitizing effects of methacrylate.
- Precautionary Information for Patients :** This product contains substances that may cause an allergic reaction by skin contact in certain individuals. Avoid use of this product in patients with known acrylate allergies. If prolonged contact with oral soft tissue occurs, flush with large amounts of water. If allergic reaction occurs, seek medical attention as needed, remove the product if necessary and discontinue future use of the product.
- Precautionary Information for Dental Personnel :** This product contains substances that may cause an allergic reaction by skin contact in certain individuals. To reduce the risk of allergic response, minimize exposure to these materials. In particular, avoid exposure to uncured product. If skin contact occurs, wash skin with soap and water. Use of protective gloves and a no-touch technique is recommended. Acrylates may penetrate in commonly used gloves. If product penetrate glove, remove and discard glove, wash hands immediately with soap and water and then re-glove. If allergic reaction occurs, seek medical attention as needed. The dispensed material shall not be placed back in container and the dose once applied and used shall not be reused.
- Contraindications :**
1. Do not use Fusion Bond 5 adhesive if a patient is known to be allergic to any of the material's ingredients or if the stipulated working technique cannot be used.
 2. Fusion Bond 5 adhesive must not be used in conjunction with purely self curing composite materials. Dual-curing materials must be light activated.
 3. Do not use Fusion Bond 5 adhesive for direct pulp capping.
- Side effects :**
In rare cases, ingredients of Fusion Bond 5 adhesive may cause sensitization. In these cases, the material should no longer be used.
- Interactions :**
Materials containing eugenol or clove oil may inhibit the polymerization of Fusion Bond 5 adhesive.
- Storage Conditions :** Store at temperature between 10°C(50°F) to 24°C(75°F). Close the cap carefully after use.

Keep away from moisture. Shelf life not affected after opening if stored in a cool dry place.

Shelf Life : 3 years from the date of manufacturing.

Disposal conditions :
To be disposed off based on the prevailing rules of the country in which it is used.

ACTINO GEL
DENTAL ETCHING GEL

Product Description : Actino is a blue tinted viscous gel of 37% Phosphoric acid for etching tooth enamel and dentin conditioning or composite surfaces prior to the bonding of any composites, sealants or bonding adhesives.

Composition : Phosphoric Acid, Methylene Blue Indicator, Glycerine, Ethanol, Purified Water and Amorphous Silica.

Intended Purpose / Intended Use : It is intended to be used for etching / conditioning of tooth surfaces.

Indications for Use : Used for etching & conditioning both of dental enamel and dentine surfaces prior to the placement of an adhesive restoration.

Instructions for Use : Clean the area to be etched, rinse and dry thoroughly. Place the tip against the surface to be etched and slowly dispense the gel on the surface to lay a fine line or paint a thin layer to the areas to be etched. Allow the gel to stay for 10-15 seconds and rinse thoroughly with water spray. Dried tooth surface with clean, dry air. The dispensed material shall not be placed back in container and the dose once applied and used shall not be reused.

Warnings : Avoid prolonged or repeated contact with skin (allergic contact dermatitis), and eyes. Avoid prolonged inhalation. Do not take internally. Contact with the skin may cause irritation, burns of hypersensitivity. If contact with skin occurs immediately wipe off thoroughly with cotton and alcohol and then wash well with soap and water. If skin rash and sensitization or other allergic reaction occurs discontinue use and seek medical attention. If the product comes into contact with the eyes, rinse thoroughly with fresh water and consult a physician. It should not be used with patients who have a history of severe allergic reaction to any of the components.























Precautions : The product contains phosphoric acid. It can burn and cause irritation to the tissues and therefore confine the use to areas to be etched. Fix the applicator tip to the syringe and check the flow of gel before applying on the etching surface. Avoid contact with eyes and prolonged contact with skin.

Contraindications : Do not use in patients, If allergic to any of its components.

Storage Conditions : Store at temperature between 10°C(50°F) to 24°C(75°F). Close the cap carefully after use. Keep away from moisture. Shelf life not affected after opening if stored in a cool dry place.

Shelf Life : 3 years from the date of manufacturing.

Disposal Conditions :
To be disposed off based on the prevailing rules of the country in which it is used.

 <p>Unit II, EPIP, Bari Brahmna, Jammu-181133, India. www.prevestdenpro.com Customer Care No. : +91 8989074151 Email : customercare@prevestdenpro.com Made in India</p>		 <p>Bendroves General Wats 53 1000 Brussels, Belgium Tel : +32 (0) 2738 84 84 Fax : +32 (0) 2738 84 03 E-mail : mail@ecrepe.com</p>	 <p>Revision : 10 Date : 01-12-2022</p>
<p> Symbol for "UNIQUE DEVICE IDENTIFIER"</p>			
<p> Symbol for "BATCH CODE"  Symbol for "USE-BY DATE"  Symbol for "NON STERILE"  Symbol for "KEEP DRY"</p>			
<p> Symbol for "CAUTION"  Symbol for "CONSULT INSTRUCTION FOR USE"  Symbol for "REF"  Symbol for "CATALOGUE NUMBER"</p>			
<p> Symbol for "AUTHORIZED REPRESENTATIVE IN THE EUROPEAN COMMUNITY/EUROPEAN UNION"</p>			
<p> Symbol for "KEEP OUT OF THE REACH OF CHILDREN"  Symbol for "MANUFACTURER"  Symbol for "DO NOT USE IF FRIGID/DAMAGED"</p>			
<p> Symbol for "TEMPERATURE LIMITATION"  Symbol for "KEEP AWAY FROM SUNLIGHT"  Symbol for "FLAMMABLE"</p>			
<p> Symbol for "HARMFUL/IRRITANT"  Symbol for "CORROSIVE"  Symbol for "MEDICAL DEVICE"</p>			

The material has been developed solely for professional dental use. Application should be carried out strictly according to the instruction for use. Liability cannot be accepted for damages resulting from failure to observe the instructions of the stipulated area of applications. The user is responsible for testing the material for its suitability and use for any purpose not explicitly stated in this instruction sheet. Description and data constitute no warranty of attributes and are not binding. For feedback, complaint and reporting of unexpected events contact customer care.

FUSION UNIVERSAL / MAGMA NT PREVESTDenPro®

Light Cured Restorative Composite

Product Description : Fusion Universal/Magma NT is a visible light cured, radiopaque highly filled fine composite restorative material for anterior and posterior restorations of all teeth.

Composition : Bisphenol A Glycidyl Methacrylate, Ethoxylated Bisphenol A Dimethacrylate, Urethane Dimethacrylate, Triethylene Glycol Dimethacrylate, Silanated Barium Glass Powder, Amorphous Fumed Silica, Photoinitiators.

Intended Purpose / Intended Use : It is used as a permanent filling material for anterior and posterior teeth.

Indications for Use : Fusion Universal / Magma NT composite is indicated for direct filling of class I, II, III, IV and V Cavities in anterior and posterior teeth. Preventive resin restoration and repair of composite / ceramic veneers.

Instructions for use : Clean the tooth to be treated and adjacent teeth with a brush and prophylactic paste. Select the shade using VITA Shade Guide. Prepare the cavity using conservative cavity technique. No residual amalgam or other base material should be left in the cavity. Cover the area close to the pulp with hard setting CAL-LC / ApaCal ART Light Cure base, liner materials. Apply Actino 37% Phosphoric Acid Etchant Gel for 15-20 sec. Remove Gel with vigorous water spray and rinse conditioned area for at least 10 sec. Blot dry conditioned area with a moist cotton pellet. Apply Fusion Bond 5 with a disposable brush to the entire cavity (**Note : While using Bond 7 no need to apply Actino Gel, as it is 7th generation self etch bonding agent so directly apply Bond 7**). Ensure thorough wetting of the entire cavity. Allow 20 sec air drying and re apply another coat of dentine bonding agent. Remove excess solvent by gently drying with dry air for at least 5sec to ensure uniform glossy surface. Cure adhesive for 20 -30 sec using standard curing light. Remove syringe cap and dispense material onto a mixing pad. Place the material into the cavity using a clean unabraded instrument (teflon coated). After dispensing, screw plunger should be rotated anti clock wise by half to full turn to release residual pressure inside the syringe. Contour the material in the cavity. Light cure for 40 sec using standard curing light. When necessary build in increments of 2mm maximum using a layering technique shape and polish using standard technique. The dispensed material shall not be placed back in container and the dose once applied and used shall not be reused.

Warnings : Avoid prolonged or repeated contact with skin (allergic contact dermatitis), and eyes. Avoid prolonged inhalation. Do not take internally. Contact with the skin may cause irritation, burns of hypersensitivity. If contact with skin occurs immediately wipe off thoroughly with cotton and alcohol and then wash well with soap and water. If skin rash and sensitization or other allergic reaction occurs discontinue use and seek medical attention. If the product comes into contact with the eyes, rinse thoroughly with fresh water and consult a physician.

Precautions : Eugenol containing materials should not be used with this product because they may effect polymerization and interfere with the hardening process. Being sensitive to heat and light, the syringes should be kept away from direct sun light.

Contraindications : It is contraindicated for use with patients who have a history of severe allergic reaction to methacrylate resins.

Storage Conditions : Store at temperature between 10°C(50°F) to 24°C(75°F). Close the cap carefully after use. Keep away from moisture. Shelf life not affected after opening if stored in a cool dry place.

Shelf Life : 3 years from the date of manufacturing.

Presentation :

Ref : 20004 (**Fusion Universal**)

Refill Pack : 1 x 4g syringe

Shades : A1,A2,A3,A3.5,A4,B1,B2,B3,C1,C2,C3,D1,D2,D3, Incisal/Opaque OA1, OA2,OA3, Extra Bleach, Bleach, Gingival G1,G2,G3,G4

Ref : 20001 (**Magma NT**)

Refill Pack : 1 x 4gm syringe

Shades : A1,A2,A3,A3.5,A4,B1,B2,B3,C1,C2,C3,D1,D2,D3, Incisal/Opaque, OA1,OA2,OA3, Extra Bleach, Bleach, Gingival G1,G2,G3,G4

Disposal Conditions :

To be disposed off based on the prevailing rules of the country in which it is used.

 **Prevest DenPro Limited**

Unit II, EPIP, Bari Brahmna,
Jammu-181133, India.

www.prestveddenpro.com

Customer Care No. : + 91 8899074151

Email : customer-care@prevestdenpro.com

Made in India



CE
0123




Issue/Revision :	01/02
Date :	01-12-2022




 Symbol for "UNIQUE DEVICE IDENTIFIER"

 Symbol for "BATCH CODE"  Symbol for "USE-BY DATE"  Symbol for "NON-STERILE"  Symbol for "KEEP DRY"

 Symbol for "CAUTION"  Symbol for "CONSULT INSTRUCTION FOR USE"  Symbol for "CATALOGUE NUMBER"

 Symbol for "AUTHORIZED REPRESENTATIVE IN THE EUROPEAN COMMUNITY/EUROPEAN UNION"

 Symbol for "KEEP OUT OF THE REACH OF CHILDREN"  Symbol for "MANUFACTURER"  Symbol for "DO NOT USE IF PACKAGE IS DAMAGED"

 Symbol for "TEMPERATURE LIMITATION"  Symbol for "KEEP AWAY FROM SUNLIGHT"  Symbol for "MEDICAL DEVICE"

The material has been developed solely for professional dental use. Application should be carried out strictly according to the instruction for use. Liability cannot be accepted for damages resulting from failure to observe the instructions of the stipulated area of applications. The user is responsible for testing the material for its suitability and use for any purpose not explicitly stated in this instruction sheet. Description and data constitute no warranty of attributes and are not binding. For feedback, complaint and reporting of unexpected events contact customer care.