

# CeraEtch

## Porcelain Etching Gel (5% Buffered Hydrofluoric Acid)

**PREVESTDenPro®**  
THE FUTURE OF DENTISTRY

**Product Description :** CeraEtch is 5% Buffered Hydrofluoric acid in semi gel form. It improves the mechanical bond between porcelain and bonding agent by increasing the surface roughness.

**Composition :** Hydrofluoric Acid, Ammonium Fluoride, Purified Water and Thickening Agent.

**Indicated purpose / Intended Use :** It is used as an auxiliary material in dental bonding procedure.

### Indication for Use :

1. Repair of porcelain restorations.
2. Cementation of porcelain restorations.

### Instruction for Use (for cementation of ceramic restoration) :

1. Protective eye wear and gloves must be worn by the practitioner.
2. Remove cap from the CeraEtch syringe and attach dispensing tip and check the etchant flow through the tip before applying. Apply etchant to the dry porcelain for 90 seconds.
3. Rinse with a copious amount of water and air dry. The etched surface should appear as dull and frosty.
4. Apply 1–2 thin coats of Silane-X with a brush tip applicator to the etched surface and allows to dry for 30 seconds.
5. Apply Renew Universal / Total Etch Bonding adhesive and follow the instructions for bonding and restorative with composites or cements.

### Instruction for Use (for repair) :

1. Protective eye wear must be worn by the practitioner and patient and protecting gloves must be worn by the practitioner.
2. Isolate the area to be etched with a rubber dam. Apply gingival barrier around the area to be etched.
3. Remove cap from the CeraEtch syringe and attach dispensing tip and check the etchant flow through the tip before applying intra orally. Apply etchant to the dry porcelain for 90 seconds. Suction the porcelain etchant and rinse with a copious amount of water and air dry. The etched surface should appear as dull and frosty.
4. Apply 1–2 thin coats of Silane-X with a brush tip applicator to the etched surface and allows to dry for 30 seconds.
5. Apply Renew Universal / Total Etch Bonding adhesive and follow the instructions for bonding and restorative with composites or cements.
6. The dispensed material shall not be placed back in the container and the dose once applied or used shall not be reused.

**Warnings :** Read the instructions thoroughly before the use of this product. Hydrofluoric acid is a very powerful chemical and extreme care must be taken while handling this product.

### Precautions :

1. Avoid direct exposure to sunlight.
2. Do not consume or take internally.

**Contraindications:** Do not use for etching of tooth surface (enamel or dentin).

**Storage Condition :** Store at temperature between 10°C(50°F) to 24°C(75°F). Close the cap carefully after use. Keep away from moisture. Shelf life not affected after opening if stored in a cool and dry place.

**Shelf Life :** 2 years from the date of manufacturing.

### Presentation :

Ref. 10012

**Intro Pack :** 1 x 1.2ml Syringes + 5 Applicator Tips.

Ref. 10013

**Economy Pack :** 1 x 10ml Plastic Bottle.

**Disposal conditions :** To be disposed off based on the prevailing rules of the country in which it is used.


CE  
0123

Revision :	10
Date :	18-03-2026

**Prevest DenPro Limited**  
Unit II, Export Promotion Industrial Park,  
(EPIP), Bari Brahmna, Jammu-181133,  
India. www.prevestdenpro.com  
Customer Care No. : + 91 8899074151  
Email : customercare@prevestdenpro.com  
Made in India

EC REP  
Obelis s.a  
Boulevard General Wahlis 53  
1030 Brussels, Belgium  
Tel: +1(32) 2 732 59 54. Fax: +1(32) 2 732 60 03  
E-mail : mail@obelis.net

UDI Symbol for "UNIQUE DEVICE IDENTIFIER"




 Symbol for "CORROSIVE"

MD Symbol for "MEDICAL DEVICE"

LOT Symbol for "BATCH CODE"  Symbol for "USE-BY DATE"  Symbol for "NON STERILE"  Symbol for "KEEP DRY"

 Symbol for "CAUTION"  Symbol for "CONSULT INSTRUCTION FOR USE"  Symbol for "CATALOGUE NUMBER"

EC REP Symbol for "AUTHORIZED REPRESENTATIVE IN THE EUROPEAN COMMUNITY/EUROPEAN UNION"

 Symbol for "DO NOT USE IF PACKAGE IS DAMAGED"  Symbol for "KEEP OUT OF THE REACH OF CHILDREN"  Symbol for "MANUFACTURER"

 Symbol for "TEMPERATURE LIMIT"  Symbol for "KEEP AWAY FROM SUNLIGHT"  Symbol for "DANGER"

The material has been developed solely for professional dental use. Application should be carried out strictly according to the instruction for use. Liability cannot be accepted for damages resulting from failure to observe the instructions of the stipulated area of applications. The user is responsible for testing the material for its suitability and use for any purpose not explicitly stated in this instruction sheet. Description and data constitute no warranty of attributes and are not binding. For feedback, complaints and reporting of unexpected events contact customer care.